



# Cordless Polisher Scrubber PS001G



# 40V LI-ION max

## Quick, easy, and effective cleaning



# Capable of performing a wide range of tasks with a variety of attachments

**Stable operation is ensured by constant speed control and an anti-wobble structure.**

**Flexible head**  
With the two levers loosened, wobbling is reduced.

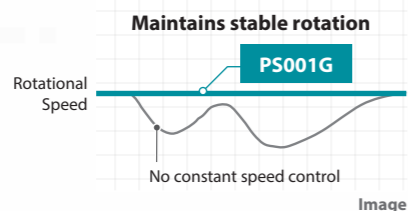


**Springy splash guard**  
Using the splash guard with the brush or pad prevents water or cleaning agent from splashing.

**High power Brushless motor**




**Constant speed control**  
enables uniform polishing operations and reduces cleaning inconsistencies.



**Brush/Pad replaceable without touching**  
When using the splash guard



**Brush installation**  
Press the appliance lightly to the floor and pull the switch trigger.



**Brush removal**  
Press the appliance lightly to the floor and pull the switch trigger.



**Brush 190**

Hard  
Part No. 1914T2-2




Hard with abrasive  
Part No. 1914T3-0



Cleaning in bathrooms

**Brush 190**


Medium  
Part No. 1914T1-4



Cleaning in kitchens

**Brush 190**

Soft  
Part No. 1914T0-6



Cleaning on decks

**Floor pad 200**

White  
Part No. 1914S5-9



Red  
Part No. 1914S6-7



Surface polishing of resin wax

**Floor pad 200**

Blue  
Part No. 1914S7-5



Brown  
Part No. 1914S8-3



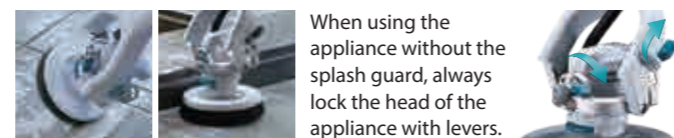
Black  
Part No. 1914S9-1



Cleaning with resin wax  
Removing resin wax

**Cleaning wall edges/tiled-floor joints**

You can use the appliance without the splash guard when cleaning baseboards and other wall edges, tiled-floor joints, or grooves.



When using the appliance without the splash guard, always lock the head of the appliance with levers.

**LED job lights**

Two LED job lights on the head section illuminate a wide area in the direction of travel and the surroundings. (always solid on during operation, with afterglow function)



**3-speed settings**

Selectable from three speed modes according to the work environment and conditions.



Speed mode / No load speed	Application
3. High / 600 min <sup>-1</sup>	For polishing smooth and glossy surfaces.
2. Med. / 350 min <sup>-1</sup>	Suitable for various tasks such as wax cleaning and interior floor polishing.
1. Low / 150 min <sup>-1</sup>	For tasks with high resistance on the pad/brush, such as anti-slip floors, and for tasks with reduced splashing of liquid.

**Adjustable and easy-to-grip handle design**

Handle design for easy pushing by applying force



**Telescopic pipe adjustable with a lever**

- The pole length can be adjusted according to the task and the operator's height. (Total length: 1,081 - 1,435mm)
- The pole can be fixed at any desired position.

Extension range  
**354 mm**

**Battery cover**  
Keeps cleaning agents from adhering to the battery.



## Accessories

### Brush 190

Brush	Brush bristle type	Application	Part No.
	Soft	For cleaning wooden floors, decks, etc.	1914T0-6
	Medium	For cleaning general interior floors.	1914T1-4
	Hard	For cleaning exterior concrete floors and removing grease stains from kitchens and similar areas.	1914T2-2
	Hard (with abrasive)	For cleaning porcelain tiles and similar surfaces.	1914T3-0



### Floor pad

Floor pad	Color*1	Cleaning ability*2	Cleaning surface	Application	Part No.
	White	Low	Smooth	For surface polishing of resin wax.	1914S5-9
	Red				1914S6-7
	Blue	High	Rough	For cleaning of resin wax.	1914S7-5
	Brown			For removing resin wax.	1914S8-3
	Black			1914S9-1	



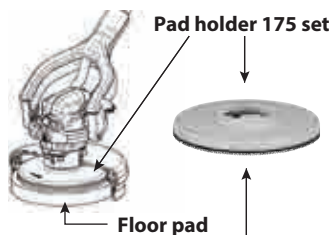
\*1 The brighter and lighter the color, the finer the grit; the darker and deeper the color, the coarser the grit (industry standard).

\*2 Stain and wax removal power

### Pad holder 175 set

Pad holder for Floor pad 200 (used with Floor pad 200) Attachment portion for the floor pad: hook and loop fastener

Part No. 1914S4-1



### Accessory bag set

An accessory bag made of water-resistant materials for carrying all accessories. Capable of storing all accessories for this model.

Part No. 1915D1-8



Various pads can be attached to the hook-and-loop side.

## Charging Time

	Fast Charging	
	DC40RA	DC40RC
*1 BL4020 2.0Ah	22 min	30 min
*1 BL4025 2.5Ah	28 min	38 min
*1 BL4040/F 4.0Ah	45 min	67 min
BL4050F 5.0Ah	50 min	85 min
BL4080F 8.0Ah	76 min	170 min

\*1 Recommended battery

## Cordless Polisher Scrubber

### PS001G

- Reversing
- Electronic 3-Speed
- Constant Speed
- Soft Start
- Built-in Job Light
- Anti-restart function

No load speed	High: 600 min <sup>-1</sup> , Med.: 350 min <sup>-1</sup> , Low: 150 min <sup>-1</sup>
Continuous use	High: 30 min, Med.: 50 min., Low: 140 min
Attachment size	Brush: 190 mm (7-1/2"), Floor pad: 200 mm (7-7/8")
Telescopic pole	1,081 - 1,435 mm (42-1/2 - 56-1/2")
Head height	189 mm (7-7/16")
Vibration level (EN60335-2-67)	2.5 m/s <sup>2</sup> or less
Vibration K Factor (EN60335-2-67)	1.5 m/s <sup>2</sup>
Sound pressure level (EN60335-2-67)	73 dB(A)
Sound power level (EN60335-2-67)	88 dB(A)
Noise K factor (EN60335-2-67)	3.0 dB(A)
Dimensions (L x W x H)	1,081 - 1,435 x 204 x 361 mm (42-1/2 - 56-1/2 x 8 x 14-1/4")
Net weight	4.4 - 5.6 kg (9.7 - 12.3 lbs.)
Net weight (Battery)	BL4020 - BL4080F

Standard Equipment : Floor pad, Brush, Pad holder, Accessory bag, Splash guard, Battery, Charger

The weight may differ depending on the attachment(s), including the battery cartridge.  
Items of standard equipment and specifications may vary by country or area.

# Makita Corporation

3-11-8 Sumiyoshi-cho, Anjo, Aichi, 446-8502 Japan

